

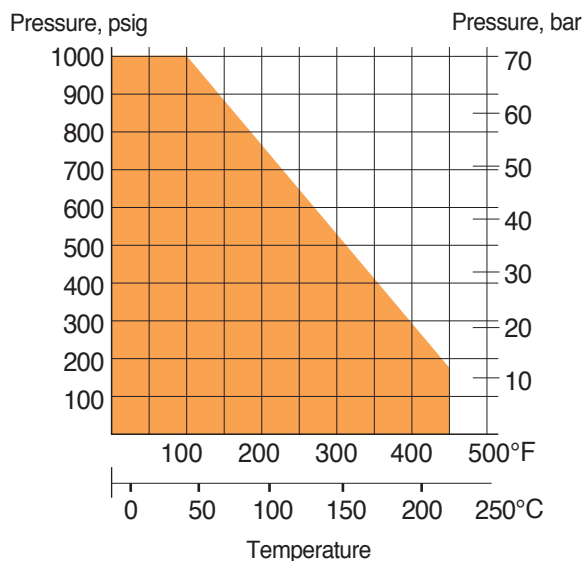
SBV10 Series For working pressure up to 1000 psig(69bar)



Features

- Compact design with hexagon bar-stock for high integrity.
- Working pressure up to 1000psig (69bar) at 100°F (38°C).
- Low torque quarter turn actuation.
- Size range of from 1/4" to 1" tubing and piping.
- Various end connections : reliable S-LOK, NPT & ISO male & female.
- Butterfly handle is available as an option.

Pressure-Temperature Ratings

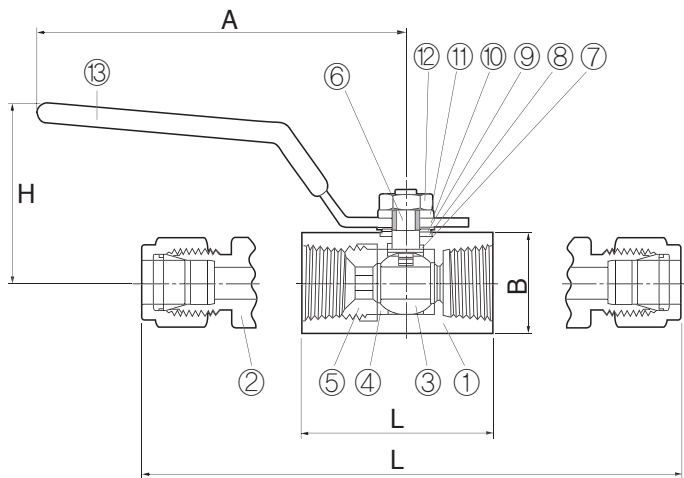


Applications

- Water, Oil, Gas.
- Petrochemical Plants.
- Steel mills.
- Heavy Vehicles.

Factory Test

- Every valve is factory tested with Nitrogen @ 1000psig (69bar) for leakage at the seat to a maximum allowable leak of 0.1sccm.
- The stem packing is tested for no detectable leakage.



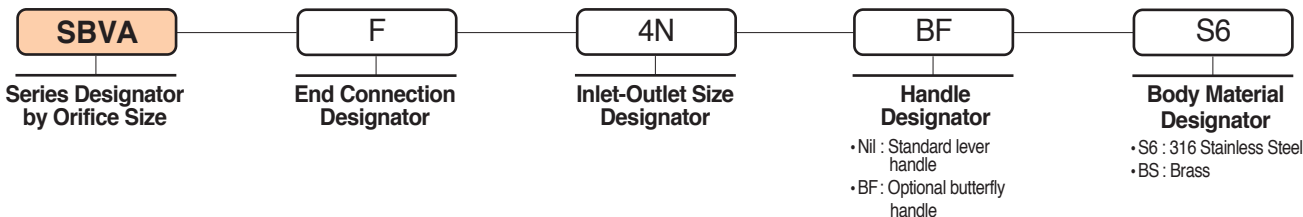
Item	Description	Material/ASTM Specification	
		S316	Brass
1	Body	S316/A479, A276	Brass/B16
2	End Connector	S316/A479, A276	Brass/B16
3	Ball	S316/A479, A276	
4	Seat	Reinforced PTFE	
5	Insert	S316/A479, A276	
6	Stem	S316/A479, A276	
7	Lower Packing	Reinforced PTFE	
8	Upper Packing	Reinforced PTFE	
9	Grand	S304	
10	Grand Washer	S304	
11	Spring Washer	S304	
12	Lock Nut	S304	
13	Handle	S304 with PVC Coating	

Ordering Information and Dimensions

Basic Ordering Number		Orifice mm(in)	Cv	End Connections Inlet/Outlet	Dimensions (mm)			
					L	H	A	B
SBVA	S-6M	5.0	1.25	6mm S-LOK	79	31	55	17
	S-4T		1.25	1/4" S-LOK	79			
	F-4N		1.35	1/4" Female NPT	42			
SBVB	S-10M	7.5	2.60	10mm S-LOK	90	40	78	22
	S-6T		2.50	3/8" S-LOK	90			
	F-6N		2.60	3/8" Female NPT	45			
SBVC	S-12M	9.0	9.25	12mm S-LOK	98	42	78	27
	S-8T		9.25	1/2" S-LOK	98			
	F-8N		9.25	1/2" Female NPT	54			
SBVD	S-16M	12.5	10.60	16mm S-LOK	108	51	96	32
	S-10T		10.60	5/8" S-LOK	108			
	F-12N		12.65	3/4" Female NPT	63			
	S-12T		12.65	3/4" S-LOK	107			
SBVE	S-16T	16.0	17.35	1" S-LOK	133	55	96	38
	F-16N		17.35	1" Female NPT	74			

Ordering Information

Select valve ordering number, and applicable options.



SAFETY in VALVE SELECTION

The selection of a valve for any application or system design must be considered to ensure safe performance. Valve function, valve rating, material compatibility, proper installation, operation and maintenance remain the sole responsibility of the system designer and the user. HANSUN ENGINEERING accepts no liability for any improper selection, installation, operation or maintenance.